




RUSSELL-LED

IP 65

5 year warranty



Application: Dustproof high-bay series RUSSELL-LED is designed for lighting of industrial areas, logistical centers and warehouses.

Ballast: EP – electronic 220-240 V AC, 50/60 Hz

Light source: LED, 5000K, CRI > 80, MacAdam5

Housing: Painted aluminium casting/ black RAL 9005

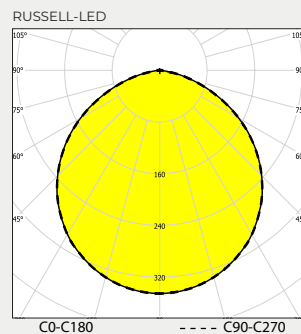
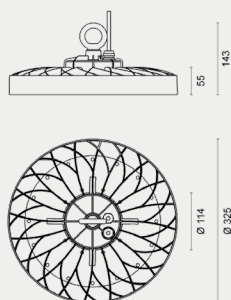
Diffuser: PC/ clear

Optics: 110°

Fastening: Mounting via 1x suspension bracket.

Standard equipment: Cable 1,5 m (3x1,0mm², DALI 2x0,75 mm²).

Calculated lifetime – LED modules: L80B10 – 50 000h



Order number	Name	Lighting fixture luminous lux (lm)	Power input (W)	Rated power output (lm/W)	Ta max (°C)	Dimensions of lighting fixture A x B x C (mm)	Weight (kg)
058920	RUSSELL-LED-17700-G2-5K	16000	100	160	50	Ø 325 mm	2,9
058921	RUSSELL-LED-26600-G2-5K	24000	150	160	50	Ø 325 mm	3,0
058922	RUSSELL-LED-35000-G2-5K	31500	200	158	50	Ø 325 mm	3,1
058923	RUSSELL-LED-17700-G2-5K-DIM DALI	16000	100	160	50	Ø 325 mm	2,9
058924	RUSSELL-LED-26600-G2-5K-DIM DALI	24000	150	160	50	Ø 325 mm	3,0
058925	RUSSELL-LED-35000-G2-5K-DIM DALI	31500	200	158	50	Ø 325 mm	3,1

Tolerance of luminous flux and power input of the lighting fixture +/- 10%

Accessories on request



Suspended mounting

004768 Snap-hook 6030 - zinc